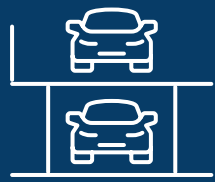


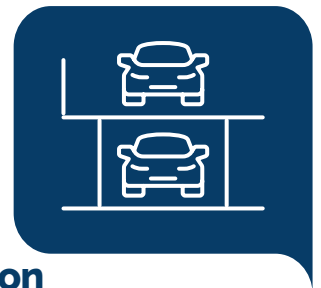


Car Park Solutions



www.berrysystems.co.uk

About Berry Systems



Providing a proven, innovative and flexible modular solution to increase car park capacity, TopDeck can be constructed over existing car parking to provide our clients with speed of construction that minimises any disruption on site.

Providing a turnkey car park construction solution - utilising methods of construction encompassing modular and traditional build - Berry Systems designs and installs bespoke steel superstructures to exacting requirements.

With vast experience, underpinned by modern design philosophy, TopDeck is the industry's most advanced modular car park solution.

Speedily constructed on site, designed to increase capacity, TopDeck is installed with minimum

disruption to operations and is in use across many of the UK's most high-profile parking projects.



TopDeck Systems



Constructed over existing car parking, the unique modular design of TopDeck quickly increases car park capacity.

TopDeck ensures fast and simple installation with little disruption to existing car parking and is underpinned by a rigorous and unrivalled design process.

- CAD planning produced via either suitable layout submissions or site visit.
- The production of a 3D model with detailed ground investigation report.

Utilising Speed-Build Technology, with practically all construction work and component fitting conducted offsite, minimal foundation work is required with ground surveys carried out to determine the suitability of existing ground condition and any required foundation detail.

TopDeck complies with all relevant industry standards and regulations including IStructE & Health and Safety. Additional services can be provided to co-ordinate and project manage other activities.

With a large open area, the structural deck can provide up to a 16m length span without the need for an intermediate support column.





**Offsite
Modular Build**



**Speed of
Build on Site**



**Demountable
& Relocatable
Construction**



**Innovative
Design
Features**



**Fully
Compliant**

TOPDECK BENEFITS

Offsite Modular Build

Lightweight and available in both steel and GRP

Speed of Build on Site

A turnkey system reduces on-site installation time

Demountable & Relocatable Construction

Future proof with the ability to adapt to changing business needs

Innovative Design Features

Bespoke solutions to harmonize with surrounding aesthetics

Fully Compliant

Unrivalled safety standards and type testing

TopDeck Benefits

Pre-fabricated Modules - minimising disruption to existing carparking facilities, with a factory construction ensuring the highest quality product developed in a controlled environment. Includes the application of water proof, anti-skid, surfaces with integral safety barriers. TopDeck design complies with IStructE design requirements and an ISO 9001 quality management system ensures TopDeck meets customer, quality and regulatory needs.

Units are delivered to site in a 'flat pack' state for rapid assembly with each unit securely attached to the previous one. Installation can be phased with sections of the car park made operational whilst work is in progress. Minimises disruption especially for car park extension projects.

Quick On-site Installation - significantly reduces on-site installation time. The system includes waterproof markings, and safety barriers independently tested to new European Standards BS EN 1991.1.1. Includes prefinished anti-skid decks, plug and play electrics, deck lighting, rainwater management system and rapid attachment of ramps and stairs.

Speed Build Technology meaning clients receive a TopDeck installation in days and not months, providing a turnkey system including all markings and safety barriers, pre-finished anti-skid decks, plug and play electrics, including deck lighting, and rapid attachment of modular ramps and stairs.

Demountable (Sustainable) Construction - for a future-proof solution. Designed for adaptability, systems are demountable and flexible enabling relocation to new projects and providing a solution for temporary car parks.

Advanced Design Methodology meeting all relevant building regulations and standards, and catering for sites that are awkwardly shaped or with restricted access. Design flexibility enables incorporation of ramps traffic flow and stairs for pedestrian safety, without compromising existing facilities. Additional design features include external facades completed with a range of finishes together with the option to integrate solar panels and electric vehicle charging points. Site security and efficiency can also be enhanced through additional traffic flow markings, movement sensor lighting, customised access control, including height restrictions, speed ramps and swing arm barriers, column protection, lifts and CCTV.

Conformity to Standards patented, innovative design meeting all relevant building regulations and standards. These include BS EN 1991.1.1 together with latest recommendations from the Institute of Civil Engineers and the Institution of Structural Engineers. Includes fully tested and certified vehicle and pedestrian restraint systems.

Berry Systems provides full project delivery including:



Early Involvement and pre-engineering founded on 50 years' experience in supplying car park solutions



Surveying to provide precise, clear-cut and comprehensive reporting



Design and Engineering using Berry's bespoke Car Park Design and Advisory Service (CP-DAS)



Testing to ensure full compliance with all industry required standards



Supply and Manufacture of fully certified systems, complying with IStructE design requirements, BS EN ISO 9001, BS EN ISO 1461:1994 and BS EN 1991.1.1



Installation and Site Works by accredited and experienced installers



Project Management providing a full turnkey solution, managing the project life cycle.

Purchase & Lease Options

Systems are available for purchase or lease subject to a minimum of six months. Please contact the sales team to discuss your requirements.



World Class Solutions Provider

A world class engineering solutions provider, Berry Systems is the market leader in the design, engineering, supply and construction of a wide portfolio of products offering eight core service streams.



Barriers




Cladding



TopDeck



Industrial



Security



Structural



Energy



Special Projects

Design | Engineering | Supply | Manufacture | Construct | Project Management

Berry Systems Limited
Walnut House, Kingswood Business
Park, Albrighton. WV7 3AU

+44 (0)1902 491100
sales@berrysystems.co.uk
berrysystems.co.uk

OPERATING IN UK AND REST OF THE WORLD



Berry Systems Ltd, A Trading Division of the Littlewood Fencing Limited

